



2022-2023

IMPORTANT GUIDELINES – KG

Dear Parent,

Long awaited Summer Break is here. There is going to be a shift in the daily routine, both for the kids as well as for you all, as parents. Here are some guidelines which can be followed during the summer break:

- Involve your child in household chores such as, asking him or her to keep the fruits and vegetables in the refrigerator, laying down the table, arranging the clothes in their drawer and so on.
- Make them responsible by asking them to perform the tasks pertaining to their siblings/ elders.
- We are sending back some of the books and notebooks along with the child. Kindly keep them safely at home and send them back after vacation.
- Narrate good pictorial bed-time stories.

Dear Children,

Let's Be Independent:

- Kindly learn to button and unbutton the dress.

- Learn to layout the napkin on the table and how to fold it nicely after use.
- Learn to open and close the bag, water bottle, lunch box etc. independently.
- Water the plants which you have at home together with your family members on every Sunday.
- Help your parents in cleaning the car/ scooter/ bike and in laying down the table for lunch time/ dinner time.
- Make a habit of cleaning up the table after having meals.
- After playing with your toys, learn to keep them back at the proper place.
- To incorporate healthy snacking habits in kids, kindly use variety of healthy variants like Corn, Popcorn, Nuts, Black Gram etc.
- Learn to write your name.
- Revise the following concepts:
 - ✓ Capital Alphabet (A-Z).
 - ✓ Small Alphabet Done So Far.
 - ✓ Phonetic Sounds.
 - ✓ Hindi Letters (Swar).
 - ✓ Numbers (1-20).
 - ✓ Missing numbers (1-20).
 - ✓ Backward Numbers (10-1).
 - ✓ General Conversation and General Awareness - Answers of the questions given in the April-May Syllabus to be learnt in complete sentences.
 - ✓ ENGLISH BOOK (GEETA'S LITTLE TOUCH) -Read 'at' sound words (Page number 7).
 - ✓ Do the given pages in the book mentioned below :
 - **HINDI (Shabdikiran)** – Do tracing on page no. 2 & 3

HAPPY SUMMER VACATION!

SUMMER VACATION ASSIGNMENT KG - 2022-2023 THEME - SUMMER FUN

Summer vacation is the time to relax with your kids at home and spend some quality time with them. With this view, home task has been designed which is colorful, innovative, educational and at the same time, enjoyable.

- Parents are requested to help their child at home for finishing the task given.
- Please mention the name and class of your child at the back side of all the items prepared.

LET'S BE CREATIVE AND SHOW OUR SKILLS

- 1. MANGO SHAKE** - Enjoy making summer cool drink with your child. Guide him or her to learn the steps of the recipe. kindly go through the steps given below:



- Wash, peel and chop mangoes.
- Put them in the blender.
- Add milk, sugar and ice cubes.
- Blend into a smooth and creamy mango shake.
- Now, enjoy the shake with your family.

❖ Click a picture of this moment with your family, paste it in a handmade photo frame.

2. PIGGY BANK – A Piggy bank can be a great way to teach children the importance of saving from a young age. Help your child to make a decorative Piggy Bank during the vacation and let him/her to put a coin daily in the piggy bank. Write the name of the child on it with a marker. Make them aware that saving money for the future is a good habit and **the more they save, the more their money will grow.**



3. SIGHT WORDS DICE – It is a fun game to learn new vocabulary. Guide your child to make a beautiful 'DICE' to get hands – on practice with sight words.

We are providing you with a list of sight words. Kindly choose any six sight words from the list to make a beautiful handmade dice. Please write the words on the dice in neat and bold writing.



**4. BUTTERFLY TOY- Link is shared to prepare the butterfly toy.
Kindly click and enjoy this toy making activity.**

<https://drive.google.com/file/d/1liBO0BvtYsHi1Ao8FslfMEVVwf68Yg9B/view?usp=drivesdk>

5. ALL ABOUT ME CRAFT: Watch the given link and prepare the prop for 'My Self' activity to be held on Thursday,21.07.2022.

Accordingly prepare your child to speak few lines on 'My Self'.

(You may make changes in the prop as per your choice)

https://drive.google.com/file/d/1lq7SeNx8CNI_PjEpL8sHcV6QNfk7ZDP-/view?usp=drivesdk

6. LEARN TO WRITE YOUR NAME IN A CREATIVE WAY: Make a similar prop as shown in the picture given below. Make your child practice writing his/her name on it.



7. ENJOY MAKING MONACO TOPPING SNACKS



8. DIGITAL LIBRARY: Watch the given links:

LINK: <https://youtu.be/75NQK-Sm1YY>

LINK: <https://youtu.be/FB5-7tliX-l>

LINK: <https://youtu.be/vMPrZkEL9W8>

LINK: <https://youtu.be/hkoljDGQkzQ>

LINK: <https://youtu.be/mOrz0fOx2X8>

LINK: <https://youtube.com/watch?v=CI5rtPN03QQ&feature=share>

LINK: <https://youtube.com/watch?v=uQ3EnoIAsM8&feature=share>

LINK: <https://youtube.com/watch?v=02vCHlkOels&feature=share>

SIGHT WORDS (Preschool)

a an is this that

I you me can the

he she it am are

do go to like on

What have has my we

see come with in big

for get was were small

at and said not here


so up no if play

PHONETIC SOUNDS

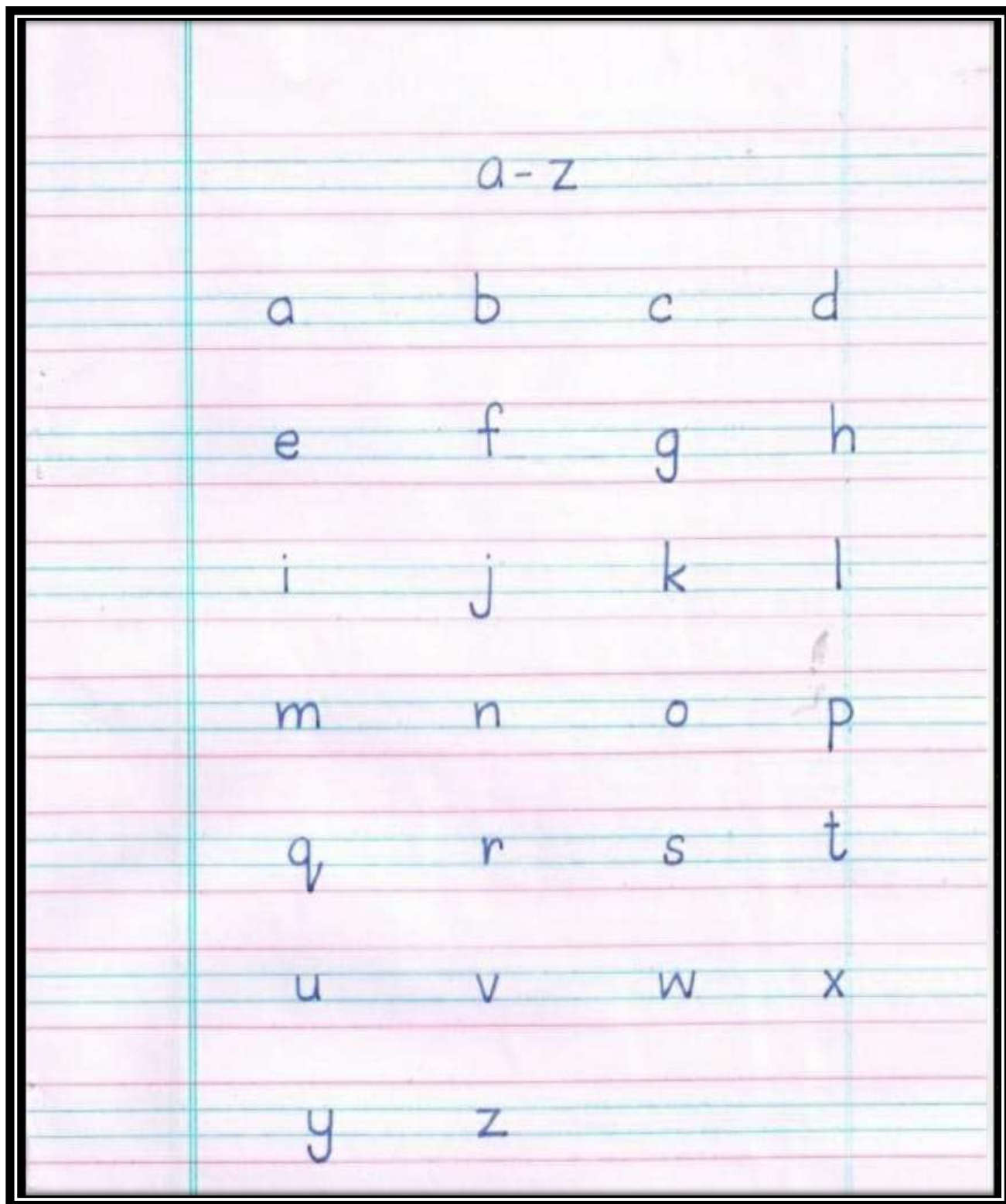
❖ Learn the 'Phonetic Sounds' of all the letters:-

- A a (ऐ) Apple
Bb (ब) Ball
Cc (क) Cat
Dd (ड) Doll
Ee (ए) (short sound) Elephant
Ff (फ़) Fish
Gg (ग) Grapes
Hh (ह) Hen
Ii (इ) Igloo
Jj (ज) Joker
Kk (क) Kite
Ll (ल) Lion
Mm (म) Mango
Nn (न) Nest
Oo (ओ) Orange
Pp (प) Parrot
Qq (क्व) Queen
Rr (र) Rabbit
Ss (स) Sun
Tt (ट) Tree
Uu (उ) Umbrella
Vv (व) Van
Ww (व्ह) Watch
Xx (क्स) X-Mas Tree
Yy (य) Yatch
Zz (ज़) Zoo

EXAMPLE



Sending formations of Hindi and English letters for your reference



अ-अः

अ आ इ ई

उ ऊ ऋ ए

ऐ औ औं अं

अः

Worksheets to be done during the Holidays:

KG

BHARATIYA VIDYA BHAVAN'S

MEHTA VIDYALAYA

DATE: _____

NAME: _____

• Complete The Missing Numbers:







KG
BHARATIYA VIDYA BHAVAN'S
MEHTA VIDYALAYA

Dinosaur Quilt

Color Key

6 =  7 = 

8 =  9 =  10 = 



KG - BHARATIYA VIDYA BHAVAN'S
MEHTA VIDYALAYA

Name: _____

Find. Count. Write

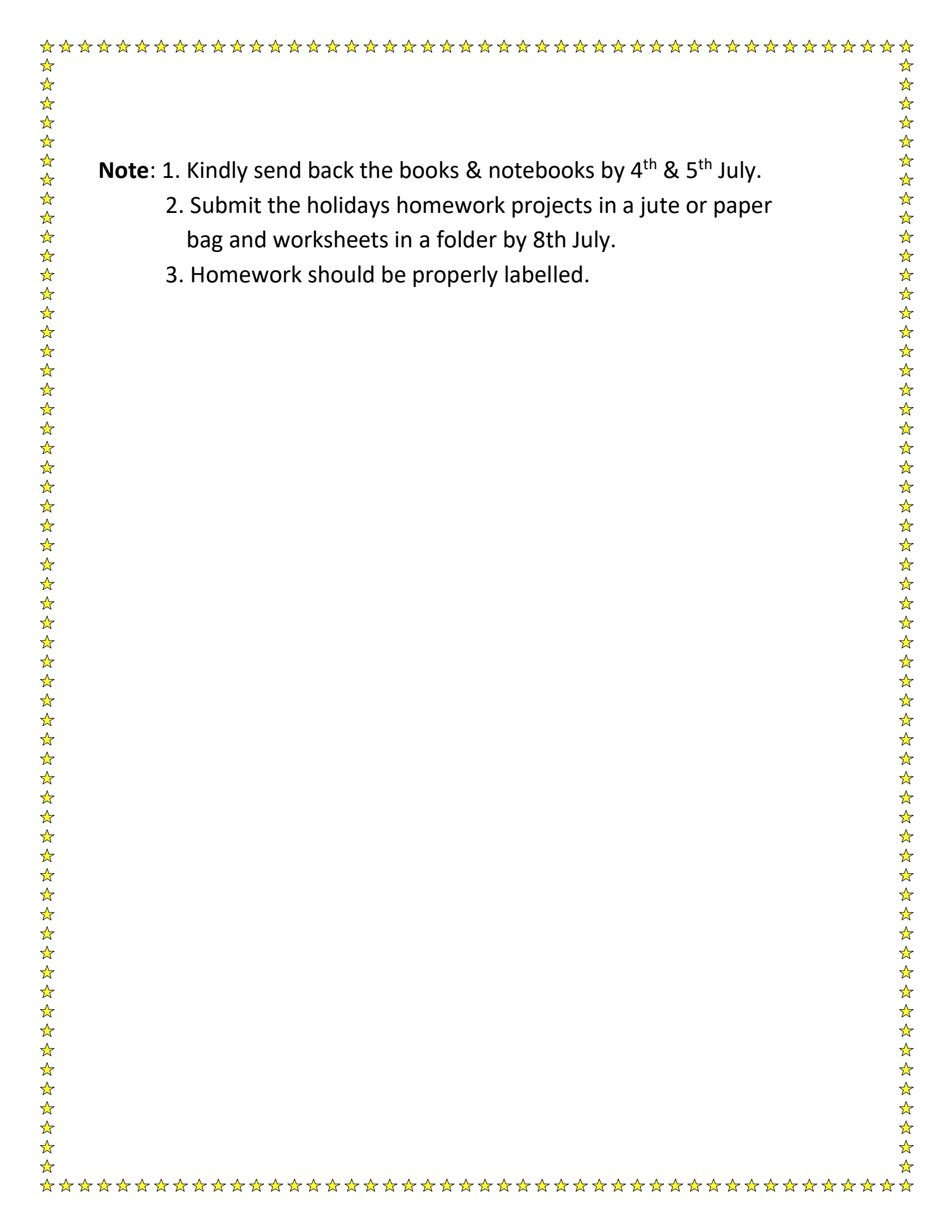
Count and write the total number of each item listed below.

The central box contains the following items:

- Watermelon slices: 5
- Ice cream cones: 3
- Beach balls: 4
- Kites: 3
- Stars: 3
- Lollipops: 4

On the left side, there are four square boxes, each containing one of the following items from the top to bottom: a lollipop, a star, a watermelon slice, and a beach ball.

On the right side, there are four square boxes, each containing one of the following items from top to bottom: a kite, an ice cream cone, a watermelon slice, and a watermelon slice.

- 
- Note:** 1. Kindly send back the books & notebooks by 4th & 5th July.
2. Submit the holidays homework projects in a jute or paper bag and worksheets in a folder by 8th July.
3. Homework should be properly labelled.